

ALL IN ONE - Maintenance and Repair Manual – Edition 1 and 2

Correction to the tightening torque when screwing the brake calliper

Edition 1 and 2 of the ALL IN ONE Maintenance and Repair Manual have an error occurred at specify brake calliper torque. This information must be corrected in the already handed over editions.

Affected pages of the ALL IN ONE Maintenance and Repair Manual:

- Edition 1 | 01.2018 | 703018040 – Page 66
- Edition 2 | 04.2018 | 703018040 – Page 70

Error:


Rotation angle 90° at step 28 on the above announced pages.


Correction:

Rotation angle 60° is correct.

[17] Insert new O-ring into the StepHubUnit and slide onto the axle stud
! Make sure that the O-ring is properly seated!

[18] Lightly grease the contact surface of the spindle nut
! The threads must be free of grease!

[19] Tighten the spindle nuts while turning the StepHubUnit
 (pay attention to the threads)
 SW 95 M68x1.5 700 Nm ± 25 Nm

[20] Tighten safety bolt
 SW 10 15 Nm


[21] Rear inductive sensor ABS on the StepHubUnit:
 Adjust the distance to the ABS sensor ring at 0.15 mm

[22] Clean the surface areas of the brake calliper and brake carrier



[23] Slide on flange with brake disc

[24] Insert new Torx screws with the hand

[25] Replace assembly bolts with Torx screws

[26] Evenly tighten the Torx screws in a criss-cross pattern
 E 24 470 Nm ± 25 Nm

[27] Position the brake calliper according to the rotational direction

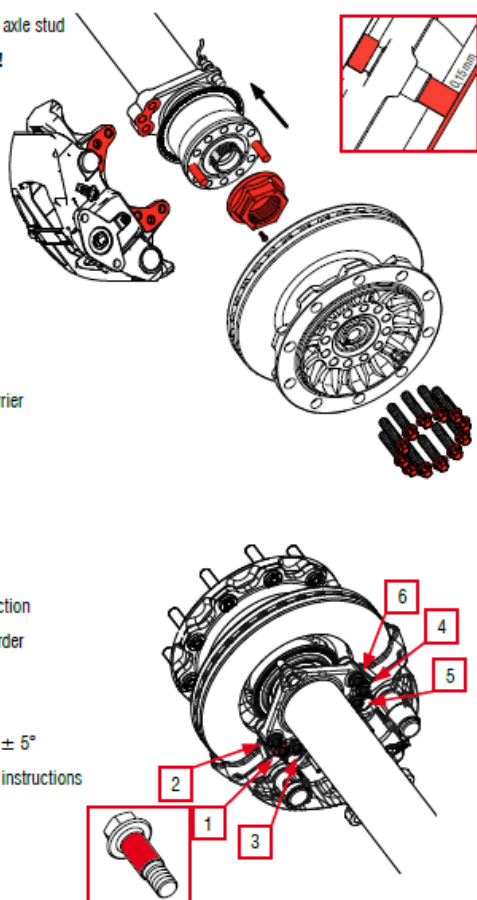
[28] Assemble the brake calliper according to the tightening order
 (1 = fitting screw)
 Pre-tightening E 22 25 Nm
 Final tightening E 22 190 Nm ± 5 Nm +60° ± 5°

[29] Assemble the brake pads according to the manufacturer's instructions

[30] Adjust the brake → 1.4, pg. 61

[31] Assemble the wheel → 1.2, pg. 59

[32] Check the brake



We thank you in advance for your understanding and apologize for the inconvenience.

Your gigant team

Created/inspected:

Released:

<div style="display: flex; justify-content: space-between;"> <div> <p>26.06.2018 HU</p> <p>_____ Date Signature</p> </div> <div> <p>25.06.2018 KK</p> <p>25.06.2018 MG</p> <p>_____ Date Signature</p> </div> </div>	
--	--

gigant – Trenkamp & Gehle GmbH

Märschendorfer Str. 42 | 49413 Dinklage | Tel: 0 44 43 - 96 20-0 | E-Mail: contact@gigant-group.com | www.gigant-group.com