

Axle nut G/D...K... / G/D...H7 12t GIGANT axles

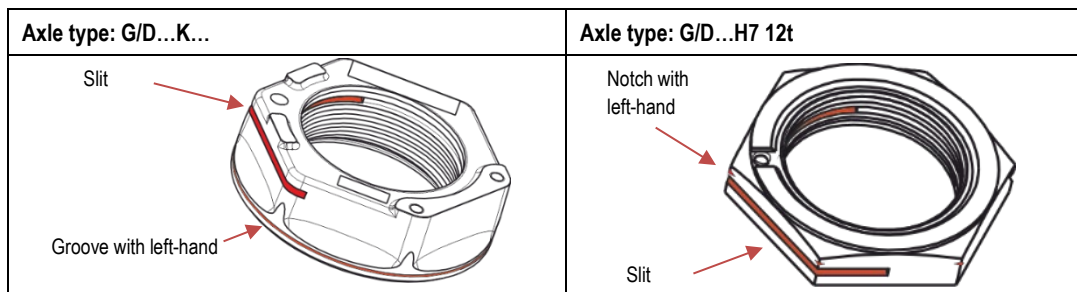
General aspects

The GIGANT axle nut is an important axle component for securing the hub unit and to correctly set the pretension of the bearing. In this context, we would like to explain the handling of the axle nut in more detail.

For all of the tasks described here in detail, the instructions in the "ALL IN ONE maintenance and repair manual" must be observed regarding the personnel, safety, tightening torques, previous required work steps, etc. In general, use of an impact wrench for loosening or tightening the axle nut is forbidden, because it can cause damage to the bearing due to incorrect tightening torques or thread damage on the axle stub/axle nut due to insufficient bending of the slot of the axle nut.


Axle nut axle type G/D...K... / G/D...H7 12t

- The axle nut is available with left-hand and right-hand thread. With axle nuts with left-hand thread, a peripheral groove can be seen on the outer collar (G/H...K...) or at the corners of the contact surfaces for the axle nut wrench (G/D...H7 12t).
- The axle nut is notched in the front area. This slit in the axle nut is pulled together with the retainer bolt after tightening at the correct tightening torque. This clamps the thread and the axle nut can no longer loosen itself.



Loosening of the GIGANT – G/D...K... / G/D...H7 12t axle nut


1. Detach the retainer bolt of the axle nut

 SW 10 / 13

2. Bend open the clamping on the axle nut

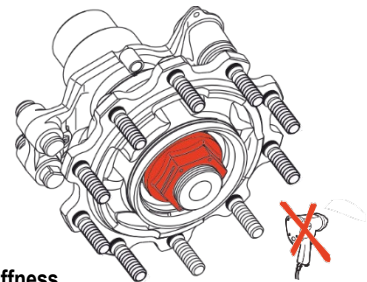
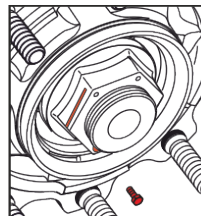
! Do not damage the threads

3. Loosen the axle nut by hand

 SW 95 / 120

! Pay attention to left-hand/right-hand thread

! Check if the axle nut is bent open / check the thread of the axle stub in case of stiffness



Put on and tighten the GIGANT – G/D...K... / G/D...H7 12t axle nut

1. Clean the thread of the axle nut / axle stub

! The use of chemical cleaners is allowed

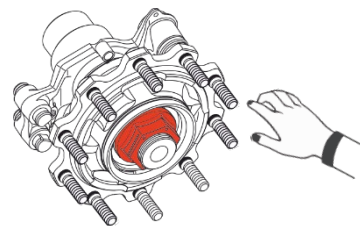
2. Put on the axle nut by hand and screw on until it touches the bearing

! Pay attention to left-hand/right-hand thread


! If there is stiffness, check the bending open of the axle nut / thread on the axle stub

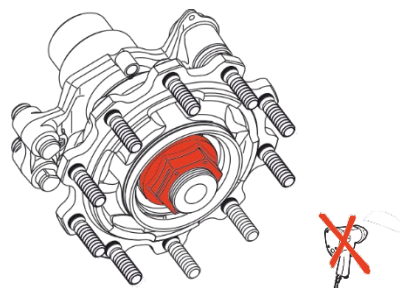
! Working of the thread on the axle stub with a thread chaser is allowed

! Damaged axle nuts must be replaced




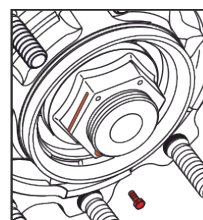
3. By turning the hub unit, tighten the axle nut with a torque wrench, paying attention to the correct tightening torque

 SW 95 / 120



4. Put on the retainer bolt by hand and tighten with the torque wrench to the correct tightening torque

 SW 10 / 13



The GIGANT team is happy to answer any questions you may have and wishes you a safe journey.

Created/reviewed:

2021.03.24

HU

Date

Signature

Approved:

2021.03.30

AK/DZ

Date

Signature